

Investec Global Strategic Equity Fund

'A' Shares, USD

As at end March 2018

Important information

- The Fund invests primarily in shares of companies around the world that are believed to offer above average opportunities for capital gains. Equity investments could be volatile and subject to high risk of loss. The Fund invests in emerging markets which can be more volatile and less liquid than developed markets and subject to additional risk arising from unstable social, political & economic environment.
- The Fund may use derivatives for hedging and/or efficient portfolio management purposes and may be exposed to significant risk of loss when the use becomes ineffective. Derivatives will not be used extensively for investment purposes.
- Investing in currency hedged share class is subject to hedging risks and exchange rate fluctuation between the reference currency of the Fund and the currency denomination of the relevant hedged share classes.
- Portfolio Currency Hedged Share Class ("PCHSC") may be subject to risks arising from uncertainty in interest rate and foreign exchange rate movements. Investing in PCHSC is subject to hedging risks and exchange rate fluctuation between the primary currency exposures in the Fund's portfolio and the currency denomination of the relevant PCHSC.
- In adverse situations, the Fund may suffer significant losses. It is possible that the original amount you invested could be lost
- Investors should not solely rely on this document to make investment decisions.

Investment objective and strategy

The Fund aims to provide long-term capital growth primarily through investment in shares of companies around the world that are believed to offer above average opportunities for capital gains.

The current investment strategy of the Fund is to use the Investec 4Factor™ framework to search for high quality, attractively valued companies which have improving operating performance and which are receiving increasing investor attention.

Performance (%)¹

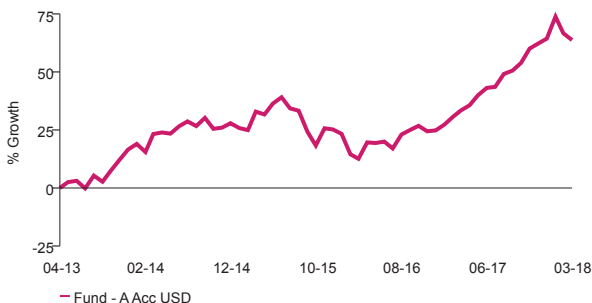
	Launch date	6 months	1 year	3 years ²	5 years ²	Since launch ²
Fund - A Acc USD	29.06.07	6.4	20.7	7.5	10.4	3.5
Comparative index		4.7	14.8	8.1	9.2	4.0

²Annualised

Calendar year performance (%)¹

	2013	2014	2015	2016	2017	YTD
Fund - A Acc USD	28.0	5.8	-2.0	3.2	29.1	-0.4
Comparative index	22.8	4.2	-2.4	7.9	24.0	-1.0

Performance¹



Risk statistics¹ (A Acc USD, annualised)

	3 years	5 years
Information ratio	-0.2	0.4
Sharpe ratio	0.6	0.9
Volatility (%)	11.5	11.1

Ratings¹

Morningstar: ★★★★★

Key facts

Fund manager: Mark Breedon
Fund size: USD 1.8bn
Fund launch date: 06.04.94
Domicile: Luxembourg
Sector: Morningstar Global Large-Cap Blend Equity
Comparative index: MSCI AC World NR (MSCI World NR pre 01/01/2011)
Reference currency: USD
Pricing: 16:00 New York Time (forward pricing)

'A' Share class charges

Initial charge: 5.00%
Annual management fee: 1.50%

ISIN codes

A Acc AUD Hdg (Ref)	LU1077614037
A Acc USD	LU0345770308
A Acc USD Hdg (Port - AC)	LU1223165645
A Inc USD	LU0345770993

Bloomberg codes

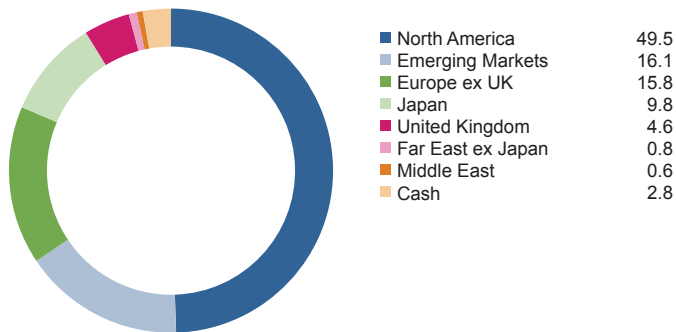
A Acc AUD Hdg (Ref)	INGSAAU
A Acc USD	GUIPRAA
A Acc USD Hdg (Port - AC)	INGSEAH
A Inc USD	GUIGPRI

Latest income distribution⁴

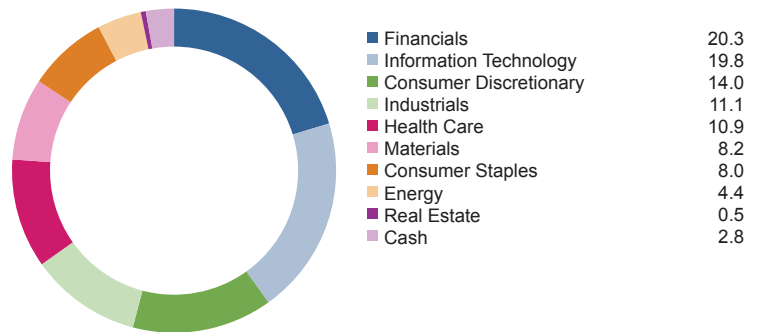
Share class	Record date	Distribution frequency	Dividend per share	Annualised yield (%)
A Inc USD	31.12.17	Annually	-	-

Investec Global Strategic Equity Fund

Geographic allocation (%)



Sector breakdown (%)



Top holdings (%)

Amazon.com Inc	2.7
Citigroup Inc	2.5
Asahi Group Holdings Ltd	2.3
DXC Technology Co	2.2
Alibaba Group Holding Ltd	2.1
PayPal Holdings Inc	2.1
Novo Nordisk	2.1
Alphabet Inc	2.0
Unilever Plc	1.9
Booking Holdings Inc	1.8
Total	21.7

Number of equity holdings: 78

The comparative index may vary. As such the performances of the "composite" comparative index may consist of a combination of the old comparative index prior to the change and the current comparative index post the change. ¹Source: © 2018 Morningstar. All Rights Reserved. Data as of 31.03.18, performances based on NAV to NAV, gross income reinvested in base currency. Morningstar Ratings based on A Acc USD share class. This rating does not guarantee that the fund constituent, or fund prices will not fluctuate. Other non-specified information referred to above, source: Investec Asset Management Limited. ⁴The share class aims to make distribution as per the distribution frequency stated. Annualised Yield = Distribution per share/Record date NAVxDistribution frequencyx100%. **Warning: Please note that a positive annualised yield does not imply a positive return.** Dividend is not guaranteed. The Board of Directors may amend the dividend policy (including any change to dividend payment out of capital) subject to the SFC's prior approval and by giving not less than one month's prior notice to affected. Past performance figures shown are not indicative of future performance. Investment involves risks. Investors should read the offering documents of the fund for details, including the risk factors. In Hong Kong, this document and the company's website have not been reviewed by the SFC. The company website may contain information with respect to non-SFC authorized funds which are not available to the public of Hong Kong. Issuer: Investec Asset Management Hong Kong Limited.

Contact us

Hong Kong
Investec Asset Management
Telephone: +852 2861 6888
✉: investec.hk@investecmail.com

www.investecassetmanagement.com



'A'股, 美元

截至2018年3月底

重要資訊

- 本基金主要投資於全球相信可提供高於平均資本回報機會的公司股票。股票投資可能會較波動及須承受高虧損風險。相對已發展市場，投資於新興市場的波動較大，流動性亦較低，並須承受因不穩定的社會、政治及經濟環境而帶來的額外風險。
- 本基金可因應對沖及/或有效投資組合管理的目的使用衍生工具，但將不會廣泛地作投資用途。當衍生工具的使用未能有效地達到其目的，本基金可能須承受巨額損失的風險。
- 投資於貨幣對沖股份類別可能會涉及對沖風險，以及受基金的參考貨幣及相關對沖股份類別的貨幣單位之間的外匯匯率波動的影響。
- 投資組合貨幣對沖股份類別（「PCHSC」）可能會涉及因息率及外匯匯率走勢不明朗所引致的風險。投資於PCHSC可能會涉及對沖風險，以及受基金投資組合的實際持有貨幣及相關PCHSC計價貨幣單位之間的外匯匯率波動的影響。
- 在不利的情况下，本基金或會蒙受巨額虧損，亦有可能損失閣下原投資額。
- 投資者不應僅依賴本文件而作出投資決定。

投資目標及策略

本基金旨在透過在全球投資於能改善運作或結構，因而預期會增加基本盈利能力及持股值之上市公司之股票，以達致長期資本增值。

本基金現時的投資策略是以天達「四大動力」框架，搜尋高質素、估值吸引、營運表現持續改善，以及漸受投資者注目的公司。

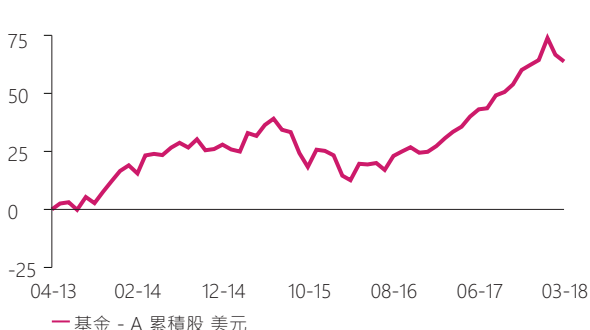
表現 (%)¹

	成立日期	6個月	1年	3年 ²	5年 ²	成立至今 ²
基金 - A 累積股 美元	29.06.07	6.4	20.7	7.5	10.4	3.5
比較指數		4.7	14.8	8.1	9.2	4.0

年度化²

按年表現 (%)¹

	2013	2014	2015	2016	2017	年初至今
基金 - A 累積股 美元	28.0	5.8	-2.0	3.2	29.1	-0.4
比較指數	22.8	4.2	-2.4	7.9	24.0	-1.0

表現¹風險統計數據¹ (A 累積股 美元, 年度化)

	3年	5年
資訊比率	-0.2	0.4
夏普比率	0.6	0.9
波幅	11.5	11.1

評級¹

晨星: ★★★★★

主要資料

基金經理: Mark Breedon

基金規模: 1.8十億美元

基金成立日期: 06.04.94

註冊地: 盧森堡

行業: 晨星環球大型均衡型股票

比較指數: MSCI AC World NR (MSCI World

NR pre 01/01/2011)

參考貨幣: 美元

定價: 16:00 紐約時間 (以預計方式定價)

'A' 股份收費

首次認購費: 5.00%

管理年費: 1.50%

ISIN代碼

A 累積 澳元對沖 (參考) LU1077614037

A 累積 美元 LU0345770308

A 累積 美元對沖 (投資組合 - AC) LU1223165645

A 收益 美元 LU0345770993

彭博代碼

A 累積 澳元對沖 (參考) INGSAAU

A 累積 美元 GUIPRAA

A 累積 美元對沖 (投資組合 - AC) INGSEAH

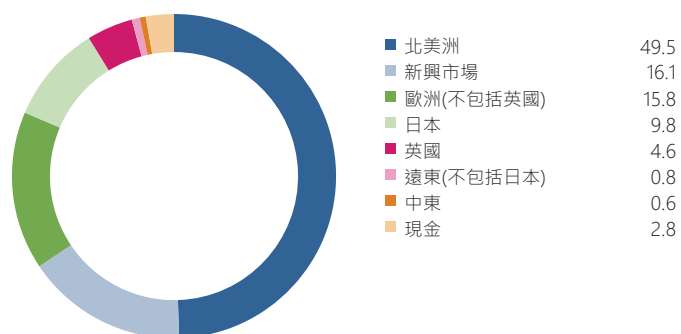
A 收益 美元 GUIGPRI

最新派息⁴

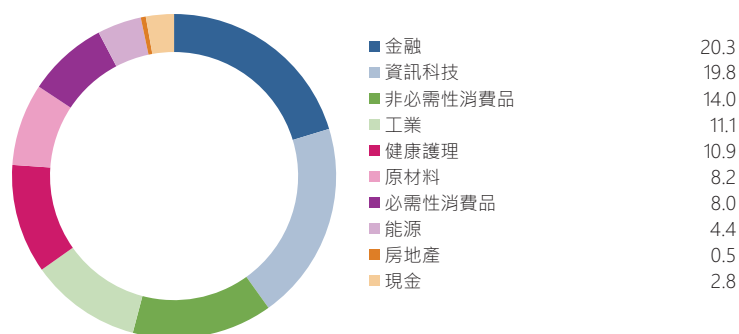
股份類別	紀錄日	派息次數	每股派息	年度化派息率 (%)
A 收益 美元	31.12.17	每年	-	-

天達環球策略股票基金

地區分佈 (%)



行業分析 (%)



主要持股 (%)

Amazon.com Inc	2.7
Citigroup Inc	2.5
Asahi Group Holdings Ltd	2.3
DXC Technology Co	2.2
Alibaba Group Holding Ltd	2.1
PayPal Holdings Inc	2.1
Novo Nordisk	2.1
Alphabet Inc	2.0
Unilever Plc	1.9
Booking Holdings Inc	1.8
總數	21.7

持股數量: 78

比較指數可能變更，因此「綜合」比較指數的表現可能由更改前採用的比較指數及更改後現有的比較指數所組成。¹資料來源：©2018 晨星有限公司。版權所有。資料截至31.03.18，以資產淨值並按總收益以基礎貨幣作再投資計算。晨星評級根據 A 累積股 美元 股份。此等評級並不保證基金的投資或基金價格不會波動。其他沒有註明之資料則由天達資產管理有限公司提供。⁴該股份類別旨在按照所述的派息次數派息。年度化派息率計算方法： $(\text{每股派息} / \text{紀錄日之資產淨值}) \times \text{派息次數} \times 100\%$ 。警告：請注意，正年度化派息率並不代表正回報。派息並不獲保證。董事局可修改派息政策（包括對由資本支付的派息金額的任何修改），但須經證券及期貨事務監察委員會（證監會）事先批准，並向股東發出不少於一個月的事先通知。過往業績數據並不表示在將來亦會有類似業績。投資帶有風險，投資者應參閱天達基金銷售文件以了解包括風險因素在內之詳情。於香港，此文件及公司網站並未經證券及期貨事務監察委員會（證監會）審核，可能包含不可向香港公眾銷售的非證監會認可基金資料。發行人：天達資產管理香港有限公司。

聯絡我們

香港
天達資產管理
電話: +852 2861 6888
✉: investec.hk@investecmail.com

www.investecassetmanagement.com

