

Investec Global Gold Fund

'A' Shares, USD

As at end April 2017

Important information

- The Fund invests in a small number of sectors (i.e. gold mining) and smaller companies which may be subject to greater volatility than more broadly diversified portfolios and less liquid than shares of larger companies respectively. The Fund offers exposure to commodities and may include additional risks, such as political risk, natural events or terrorism. Equity investments could be volatile and subject to high risk of loss.
- The Fund may use derivatives for hedging and/or efficient portfolio management purposes and may be exposed to significant risk of loss when the use becomes ineffective. Derivatives will not be used extensively for investment purposes.
- In adverse situations, the Fund may suffer significant losses. It is possible that the original amount you invested could be lost.
- Investors should not solely rely on this document to make investment decisions.

Investment objective and strategy

The Fund aims to achieve long-term capital growth primarily through investment in equities issued by companies around the globe involved in gold mining. The Fund may also invest, up to one-third, in companies around the globe that are involved in mining for other precious metals and other minerals and metals.

Performance (%)¹

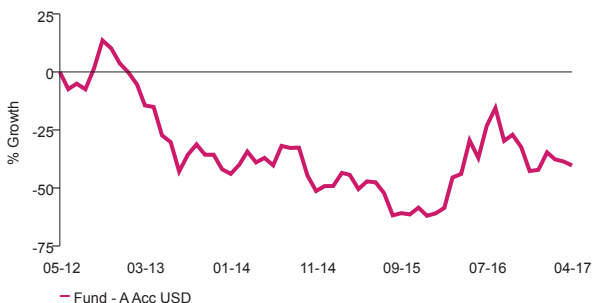
| | Launch date | 6 months | 1 year | 3 years ² | 5 years ² | Since launch ² |
|-------------------|-------------|----------|--------|----------------------|----------------------|---------------------------|
| Fund - A Acc USD | 30.11.07 | -11.6 | -15.3 | -1.8 | -9.8 | -4.8 |
| Comparative index | | -7.0 | -11.7 | 0.5 | -11.6 | -6.4 |

²Annualised

Calendar year performance (%)¹

| | 2012 | 2013 | 2014 | 2015 | 2016 | YTD |
|-------------------|-------|-------|-------|-------|------|-----|
| Fund - A Acc USD | -7.4 | -43.8 | -9.3 | -23.2 | 48.0 | 3.3 |
| Comparative index | -13.2 | -50.8 | -13.7 | -20.9 | 57.1 | 6.6 |

Performance¹



Risk statistics¹ (A Acc USD, annualised)

| | 3 years | 5 years |
|-------------------|---------|---------|
| Information ratio | -0.3 | 0.2 |
| Sharpe ratio | -0.1 | -0.3 |
| Volatility (%) | 40.6 | 36.1 |

Ratings¹

Morningstar: ★★★★★

Key facts

Fund manager: George Cheveley, Hanré Rossouw
Fund size: USD 320.0m
Fund launch date: 26.11.90
Domicile: Luxembourg
Sector: Morningstar Sector Equity Precious Metals
Comparative index: Euromoney Global Gold TR (pre 01/10/2014 PR)
Reference currency: USD
Pricing: 16:00 New York Time (forward pricing)

'A' Share class charges

Initial charge: 5.00%
Annual management fee: 1.50%

ISIN codes

A Acc USD LU0345780281
A Inc USD LU0345780521

Bloomberg codes

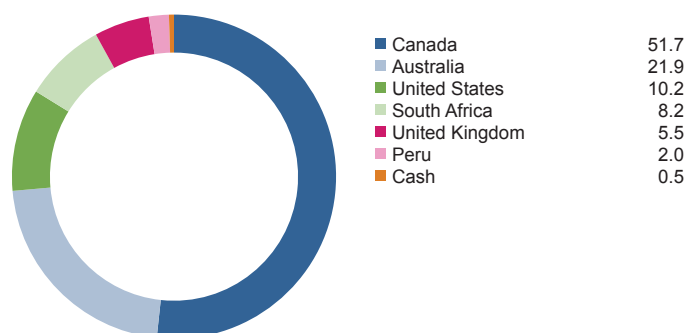
A Acc USD INSGGA
A Inc USD GUIGLI

Latest income distribution⁴

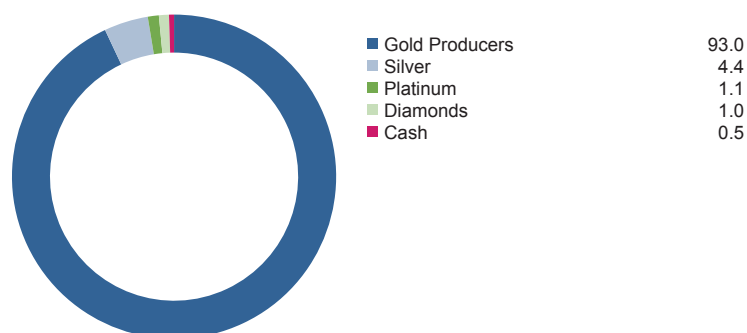
| Share class | Record date | Distribution frequency | Dividend per share | Annualised yield (%) |
|-------------|-------------|------------------------|--------------------|----------------------|
| A Inc USD | 31.12.16 | Annually | - | - |

Investec Global Gold Fund

Geographic allocation (%)



Sector breakdown (%)



Top holdings (%)

| | |
|-----------------------------|-------------|
| Agnico Eagle Mines Ltd | 9.7 |
| Newmont Mining Corp | 9.2 |
| Barrick Gold Corp | 9.2 |
| Newcrest Mining Ltd | 7.6 |
| Evolution Mining Ltd | 4.9 |
| Northern Star Resources Ltd | 4.7 |
| Randgold Resources Ltd | 4.6 |
| Goldcorp Inc | 4.3 |
| Endeavour Mining Corp | 3.9 |
| AngloGold Ashanti Ltd | 3.8 |
| Total | 61.9 |

Number of equity holdings: 35

The comparative index may vary. As such the performances of the "composite" comparative index may consist of a combination of the old comparative index prior to the change and the current comparative index post the change. ¹Source: © 2017 Morningstar. All Rights Reserved. Data as of 30.04.17, performances based on NAV to NAV, gross income reinvested in base currency. The investment returns are denominated in share class's base currency, which may be a foreign currency. US/HK dollar-based investors are therefore exposed to fluctuations in the US/HK dollar/foreign currency exchange rate. Morningstar Ratings based on A Acc USD share class. This rating does not guarantee that the fund constituent, or fund prices will not fluctuate. Other non-specified information referred to above, source: Investec Asset Management Limited. ⁴The share class aims to make distribution as per the distribution frequency stated. Annualised Yield = Distribution per share/Record date NAVxDistribution frequencyx100%. **Warning: Please note that a positive annualised yield does not imply a positive return.** Dividend is not guaranteed. The Board of Directors may amend the dividend policy (including any change to dividend payment out of capital) subject to the SFC's prior approval and by giving not less than one month's prior notice to affected. Past performance figures shown are not indicative of future performance. Investment involves risks. Investors should read the offering documents of the fund for details, including the risk factors. In Hong Kong, this document and the company's website have not been reviewed by the SFC. The company website may contain information with respect to non-SFC authorized funds which are not available to the public of Hong Kong. Issuer: Investec Asset Management Hong Kong Limited.

Contact us

Hong Kong
Investec Asset Management
Telephone: +852 2861 6888
✉: investec.hk@investecmail.com

www.investecassetmanagement.com



'A'股, 美元

截至2017年4月底

重要資訊

- 本基金投資於少數行業(即金礦業)及較小型公司; 相對較廣泛分散的投資組合而言, 投資於少數行業可能會較波動; 相對較大型公司, 較小型公司的流動性可能會較低。本基金涉及商品相關的投資, 並可能包含額外風險, 例如政治風險、自然災害或恐怖襲擊。股票投資可能會較波動及須承受高虧損風險。
- 本基金可因應對沖及/ 或有效投資組合管理的目的使用衍生工具, 但將不會廣泛地作投資用途。當衍生工具的使用未能有效地達到其目的, 本基金可能須承受巨額損失的風險。
- 在不利的情况下, 本基金或會蒙受巨額虧損, 亦有可能損失閣下原投資額。
- 投資者不應僅依賴本文件而作出投資決定。

投資目標及策略

本基金旨在透過投資於全球開採黃金的公司所發行的股票, 達致長線資本增長。基金亦可投資於世界各地涉及開採其他貴重金屬、其他礦物以及金屬的公司, 比重可達三分之一。

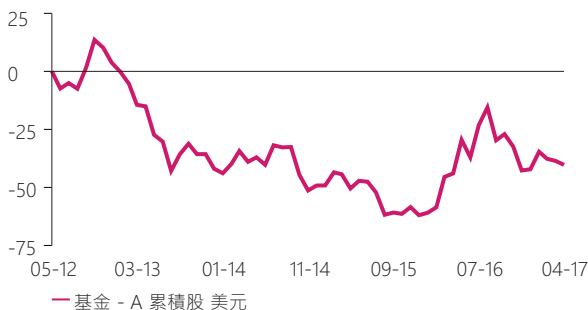
表現 (%)¹

| | 成立日期 | 6個月 | 1年 | 3年 ² | 5年 ² | 成立至今 ² |
|---------------|----------|-------|-------|-----------------|-----------------|-------------------|
| 基金 - A 累積股 美元 | 30.11.07 | -11.6 | -15.3 | -1.8 | -9.8 | -4.8 |
| 比較指數 | | -7.0 | -11.7 | 0.5 | -11.6 | -6.4 |

年度化²

按年表現 (%)¹

| | 2012 | 2013 | 2014 | 2015 | 2016 | 年初至今 |
|---------------|-------|-------|-------|-------|------|------|
| 基金 - A 累積股 美元 | -7.4 | -43.8 | -9.3 | -23.2 | 48.0 | 3.3 |
| 比較指數 | -13.2 | -50.8 | -13.7 | -20.9 | 57.1 | 6.6 |

表現¹**風險統計數據¹ (A 累積股 美元, 年度化)**

| | 3年 | 5年 |
|------|------|------|
| 資訊比率 | -0.3 | 0.2 |
| 夏普比率 | -0.1 | -0.3 |
| 波幅 | 40.6 | 36.1 |

評級¹

晨星: ★★★★★

主要資料

基金經理: George Cheveley, Hanré

Rossouw

基金規模: 320.0百萬美元

基金成立日期: 26.11.90

註冊地: 盧森堡

行業: 晨星行業股票 - 貴金屬

比較指數: Euromoney Global Gold TR (pre 01/10/2014 PR)

參考貨幣: 美元

定價: 16:00 紐約時間 (以預計方式定價)

'A' 股份收費

首次認購費: 5.00%

管理年費: 1.50%

ISIN代碼

A累積 美元 LU0345780281

A收益 美元 LU0345780521

彭博代碼

A累積 美元 INGSQGA

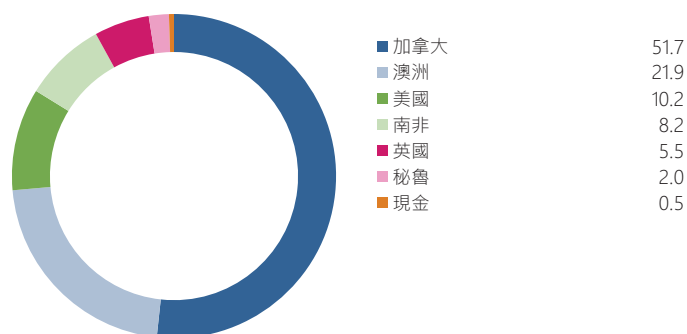
A收益 美元 GUIGLGI

最新派息⁴

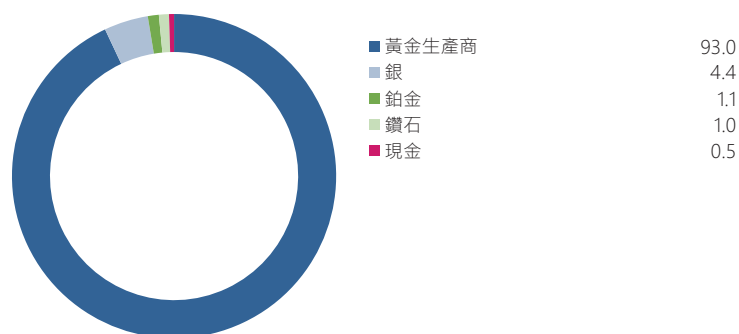
| 股份類別 | 紀錄日 | 派息次數 | 每股派息 | 年度化派息率 (%) |
|--------|----------|------|------|------------|
| A收益 美元 | 31.12.16 | 每年 | - | - |

天達環球黃金基金

地區分佈 (%)



行業分析 (%)



主要持股 (%)

| | |
|-----------------------------|------|
| Agnico Eagle Mines Ltd | 9.7 |
| Newmont Mining Corp | 9.2 |
| Barrick Gold Corp | 9.2 |
| Newcrest Mining Ltd | 7.6 |
| Evolution Mining Ltd | 4.9 |
| Northern Star Resources Ltd | 4.7 |
| Randgold Resources Ltd | 4.6 |
| Goldcorp Inc | 4.3 |
| Endeavour Mining Corp | 3.9 |
| AngloGold Ashanti Ltd | 3.8 |
| 總數 | 61.9 |

持股數量: 35

比較指數可能變更，因此「綜合」比較指數的表現可能由更改前採用的比較指數及更改後現有的比較指數所組成。¹資料來源：©2017 晨星有限公司。版權所有。資料截至30.04.17，以資產淨值並按總收益以基礎貨幣作再投資計算。投資回報是以股份類別的基礎貨幣計算，當中可能是外幣。因此，以美/港元作出投資的投資者受美元/港元/外幣匯率波動影響。晨星評級根據 A 累積股 美元 股份。此等評級並不保證基金的投資或基金價格不會波動。其他沒有註明之資料則由天達資產管理有限公司提供。該股份類別旨在按照所述的派息次數派息。年度化派息率計算方法：(每股派息/紀錄日之資產淨值) x 派息次數 x 100%。警告：請注意，正年度化派息率並不代表正回報。派息並不獲保證。董事局可修改派息政策（包括對由資本支付的派息金額的任何修改），但須經證券及期貨事務監察委員會（證監會）事先批准，並向股東發出不少於一個月的事先通知。過往業績數據並不表示在將來亦會有類似業績。投資帶有風險，投資者應參閱天達基金銷售文件以了解包括風險因素在內之詳情。於香港，此文件及公司網站並未經證券及期貨事務監察委員會（證監會）審核，可能包含不可向香港公眾銷售的非證監會認可基金資料。發行人：天達資產管理香港有限公司。

聯絡我們

香港
天達資產管理
電話: +852 2861 6888
✉: investec.hk@investecmail.com

www.investecassetmanagement.com

