

1. This is a money market fund.
2. The fund is not a time deposit and is not guaranteed. Investors may be subject to interest rate risk and counterparty risk.
3. The fund invests in authorized transferable securities and money market instruments with very low price volatility and high marketability. The use of financial derivative instruments for hedging and efficient portfolio management purposes may lead to exposure to credit risk of the issuer.
4. The value of the fund can be extremely volatile and could go down substantially within a short period of time. It is possible that your investment value could suffer substantial loss.
5. The investment decision is yours, but you should not invest in the product unless the intermediary who sells it to you has advised you that the product is suitable for you and explained why including how buying it would be consistent with your investment objective.

March 2018

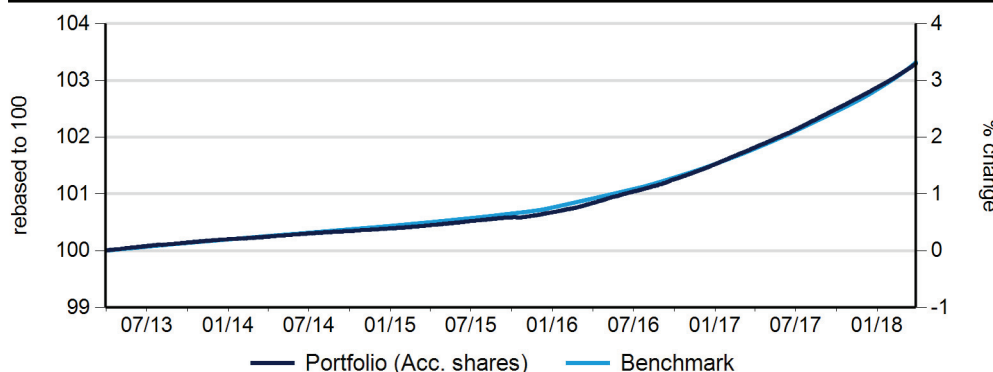
Investment objective:

To achieve a stable performance in line with the USD Libor 3-month rate by investing at least 67% of assets in money market instruments. The Sub-Fund invests mainly in money market instruments that are denominated in US dollar or hedged against the US dollar.

Benchmark:

USD Libor 3-month rate

Performance from 31/03/13 - 31/03/18



Cumulative performance

	3 months	YTD	1 year	3 years	5 years	10 years
Portfolio	0.41%	0.41%	1.46%	2.84%	3.29%	6.94%
Benchmark	0.48%	0.48%	1.50%	2.81%	3.32%	7.58%

All performance figures are calculated in USD based on NAV to NAV with dividend reinvested.

Calendar year performance

	2013	2014	2015	2016	2017
Portfolio	0.29%	0.19%	0.28%	0.84%	1.33%
Benchmark	0.27%	0.24%	0.32%	0.76%	1.29%

All performance figures are calculated in USD based on NAV to NAV with dividend reinvested.

Top 10 issuers

Banque Federative du Credit Mutuel	2.10%
Cooperatieve Rabobank	2.08%
Swedbank	1.99%
Repsol International Finance	1.63%
Diageo Finance	1.63%
China Development Bank/Hong Kong	1.50%
Lloyds TSB Bank	1.48%
Toronto-Dominion Bank	1.46%
United Technologies Corporation	1.45%
Coca-Cola European Partners	1.44%

Key data

Fund size	USD 2,142.33mn
NAV per unit	USD 104.01
Class	AU
Fund launch date	17 Jun 1996
Fund currency	USD
Unit class	Acc. / Dis.
ISIN code Acc. Shs	LU0568621618
ISIN code Dis. Shs	LU0568621709
Subscription fee	4.50% max.
Redemption fee	None
Switching fee	1.00% max.
Management fee	0.30% p.a. max.
Dealing date	Daily
Orders executed on forward pricing	
Bloomberg ticker	SOGMUSD LX / AMMUAUD LX

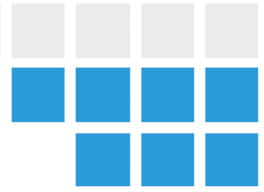
All information is as of 31 March 2018 unless otherwise specified.

For more information, please visit us at www.amundi.com.hk

Effective 3 August 2017, the investment objective and policy of the Sub-Fund was modified. Effective 24 June 2011, SGAM Fund/Money Market (USD) and Amundi Funds USD Reserve were merged into Amundi Funds Money Market USD. Prior to 24 June 2011, the performance of the Sub-Fund is that of SGAM Fund/Money Market (USD). The inception date of the Sub-Fund is that of SGAM Fund/Money Market(USD). Effective 3 December 2012, Amundi Funds Money Market USD has changed name to Amundi Funds Cash USD.

The issuer of this document is Amundi Hong Kong Limited. This document and the mentioned website have not been reviewed by the Securities and Futures Commission in Hong Kong (the "SFC"). Investors should not only base on this document alone to make investment decisions. Investment involves risk. The past performance information of the market, manager and investments and any forecasts on the economy, stock market, bond market or the economic trends of the markets which are targeted by the fund(s) are not indicative of future performance. Investment returns not denominated in HKD or USD is exposed to exchange rate fluctuations. The value of an investment may go down or up. The offering document(s) should be read for further details including the risk factors. The fund(s) may use financial derivatives instruments as part of the investment strategy and invest in securities of emerging markets or smaller companies, or fixed-income securities. This involves significant risks and is usually more sensitive to price movements. The volatility of fund prices may be relatively increased. Issuers of fixed-income securities may default on its obligation and the fund(s) will not recover its investment. Additional risk factors are described in the offering document(s). Investors are advised to be aware of any new risks that may have emerged in the prevailing market circumstances before subscribing the fund(s).

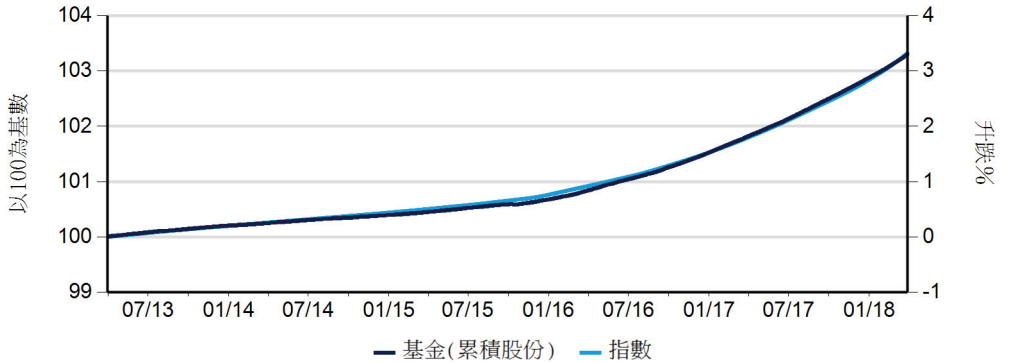
This document is not intended for citizens or residents of the United States of America or to any «U.S. Person», as this term is defined in SEC Regulation S under the U.S. Securities Act of 1933 and in the Prospectus of the Fund.



1. 本基金屬於貨幣市場基金。
2. 本基金並非定期存款，亦不受任何保證。投資者可能須承受利率風險及對手方風險。
3. 本基金投資於價格波動極低及流通性高之認可可轉讓證券及貨幣市場工具。運用金融衍生工具以達到對沖及高效率管理投資組合之目的或可能需要承受發行商的信貸風險。
4. 本基金的價值可能會非常波動，且可能在短時間內大幅下跌，令投資者蒙受重大損失。
5. 這是您個人的投資決定，除非推介該投資產品給您的顧問已指出該產品適合您本人及已向您說明該產品如何符合您的投資目標，否則您不應投資於該產品。

2018年3月

表現由 31/03/13 - 31/03/18



投資目標：

透過將其至少 67% 的資產投資於貨幣市場工具，以達到與三個月美元銀行同業拆借利率 (Libor) 相近的穩定表現的目標。子基金主要投資於以美元計值或與美元對沖的貨幣市場工具。

指數：

USD Libor 3-month rate

重要資料

基金規模	2,142.33 百萬美元
每單位資產淨值	104.01 美元
類別	AU 類別
基金成立日期	1996年6月17日
基金貨幣	美元
單位類別	累積股份/派息股份
ISIN 號碼累積股份	LU0568621618
ISIN 號碼派息股份	LU0568621709
認購費	最高 4.50%
贖回費	無
轉換費	最高 1.00%
管理費	最高每年 0.30%
資產淨值計算頻率	每日
指令以預計訂價方式執行	
彭博代號	SOGMUSD LX / AMMUAUD LX

所有資料截至 2018 年 3 月 31 日，除非另外申明。

有關詳情，請瀏覽網址 www.amundi.com.hk

累積表現

	3個月	年初至今	1年	3年	5年	10年
基金	0.41%	0.41%	1.46%	2.84%	3.29%	6.94%
指數	0.48%	0.48%	1.50%	2.81%	3.32%	7.58%

所有表現資料以美元、資產淨值對資產淨值、股息再投資計算。

年度表現

	2013	2014	2015	2016	2017
基金	0.29%	0.19%	0.28%	0.84%	1.33%
指數	0.27%	0.24%	0.32%	0.76%	1.29%

所有表現資料以美元、資產淨值對資產淨值、股息再投資計算。

10大發行商

Banque Federative du Credit Mutuel	2.10%
Cooperatieve Rabobank	2.08%
Swedbank	1.99%
Repsol International Finance	1.63%
Diageo Finance	1.63%
China Development Bank/Hong Kong	1.50%
Lloyds TSB Bank	1.48%
Toronto-Dominion Bank	1.46%
United Technologies Corporation	1.45%
Coca-Cola European Partners	1.44%

從二零一七年八月三日起，子基金的投資目標及政策被修訂。於二零一一年六月二十四日，法興基金/美元貨幣及東方匯理系列基金美元貨幣基金被併入東方匯理系列基金美元貨幣市場基金。在二零一一年六月二十四日前之子基金表現依據法興基金/美元貨幣之表現計算。子基金成立日期為法興基金/美元貨幣的成立日。

本文乃由東方匯理資產管理香港有限公司編製。本文及所提及之網站並未得到香港證券及期貨事務監察委員會（「證監會」）的審閱。投資者不可單靠本文而作出投資決定。投資涉及風險。市場、基金經理以及投資的過往表現及任何基金投資的經濟市場、股市、債市或經濟趨勢預測並非將來表現依據。投資回報以非港元或美元為單位可能因匯率波動而令投資總值下跌或上升。投資可跌可升，投資者必須閱讀銷售文件以取得更詳盡資料，尤其當中所列載投資風險之陳述。基金或可能投資於金融衍生工具，作為其投資策略的其中一部份，亦有可能投資於新興市場、小型公司等證券或固定收益證券。這類型投資會涉及較大投資風險，對價格走勢亦會較為敏感。基金價格的波動性相對亦會增加。固定收益證券之發行人可能無法履行其義務及有關基金無法收回其投資。銷售文件內有更多風險因素之陳述。投資者必須留意一些因當時市場情況而產生的新風險，方可決定選購有關基金。

本文不擬提供於美國公民、美國居民或任何根據美國 1933 年證券法下的規則 S 或基金說明書中所定義的「美國人士」。