

表現, 主要投資, 投資組合分佈及摘要和資產淨值截至 2018年03月31日。所有其他數據截至 2018年04月20日。

重要提示：

- 基金投資於股票，較大的股票價值波動可招致重大虧損。基金賺取收入的投資策略或會減低基金資本增長的潛力以及將來的收入。基金集中投資於天然資源行業，因此與較廣泛的投資相比，其波動性或會較高。
- 基金需承受貨幣匯率風險、新興市場風險、對外資限制的風險、小型公司的波動性及流動性風險及證券借貸合約交易對手的信貸風險。
- **3(G), 4(G) 和 5(G) 股份類別** 在未扣除開支之下派付股息。在未扣除開支之下派付股息，可產生更多可供分派的收入。然而，這些股份實際上可能從資本派付股息，可能相等於投資者獲得部分原投資額回報或資本收益。所有宣派股息均會導致股份於除息日的每股資產淨值即時減少。
- 基金可運用衍生工具作對沖及投資用途。然而，不會廣泛用作投資用途。基金在使用衍生工具時可能蒙受損失。
- 基金價值可升可跌，且可於短期內反覆，投資者或有可能損失一定程度的投資金額。
- 投資者不應單憑此文件作投資決定。投資者應參閱基金章程及產品資料概要以了解風險因素等詳情。

投資目標

天然資源增長入息基金以爭取達致資本增長及股票投資獲取高於平均的收益為目標。基金將不少於70%的總資產投資於大部份經濟活動從事天然資源行業，例如（但不限於）從事礦業、能源業及農業的公司之股本證券。此基金派付的入息並未扣除開支。

自股份成立日起每一萬本金的增長



有關數據顯示對本基金的股份類別進行10,000元假設投資的資產淨值變動。

累計表現


	3個月	6個月	年初至今	1年	2年	3年	5年	自股份成立日
股份類別	-8.33%	0.00%	-8.33%	4.37%	25.15%	10.14%	-2.68%	-16.40%
基準指數	-1.78%	6.54%	-1.78%	16.58%	44.34%	22.26%	9.57%	-7.38%

年度表現

	2017	2016	2015	2014	2013
股份類別	13.15%	32.13%	-24.88%	-8.46%	3.14%
基準指數	21.98%	31.46%	-24.50%	-10.18%	0.96%

股份類別表現按資產淨值比資產淨值基礎計算，將收入再作投資，已扣除費用。表現以相關股份類別的計值貨幣計算，包括持續徵收的收費及稅項，但不包括認購和贖回費用（如適用）。基準指數表現以相關計值貨幣計算及僅作比較用途。資料來源：貝萊德。過往表現並非未來表現的指引，不應作為選擇一項產品的唯一考慮因素。投資者可能無法取回全數投資金額。

基金評級



Morningstar, Inc. 版權所有。

基金資料

資產類別	股票入息
晨星分類	行業股票 - 天然資源
基金成立日期	2011年04月15日
股份類別成立日期	2011年04月15日
基本貨幣	美元
股份類別貨幣	美元
基金總值(百萬)	60.18 美元
基準指數	標普環球天然資源指數
基金註冊地	盧森堡
基金類別	UCITS
ISIN	LU0612318385
彭博代號	BGWA2U
派息期	非派息股份

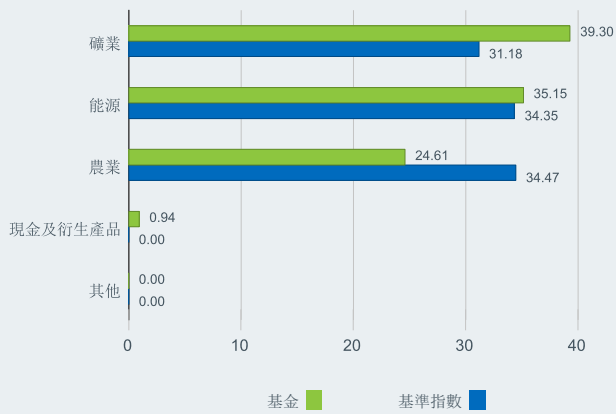
基金經理

Tom Holl (自: 2011年04月15日)
Alastair Bishop (自: 2016年03月31日)
Skye Macpherson (自: 2015年12月01日)

主要投資 (%)

ROYAL DUTCH SHELL PLC	6.33
NUTRIEN LTD	5.83
GLENCORE PLC	5.71
BP PLC	5.21
BHP BILLITON PLC	4.92
RIO TINTO PLC	4.16
VALE SA	3.92
CHEVRON CORP	3.66
TECK RESOURCES LTD	2.76
ARCELORMITTAL	2.70
合計	45.20
投資或會更改	

行業投資分佈 (%)



負比重可能是因特定情況（包括基金購入證券的交易和結算日時差）及 / 或為增加或減少市場風險及 / 或風險管理而利用若干金融工具（包括衍生工具）所致。投資分佈或會更改。由於四捨五入，總額可能不等於100%。

投資組合摘要

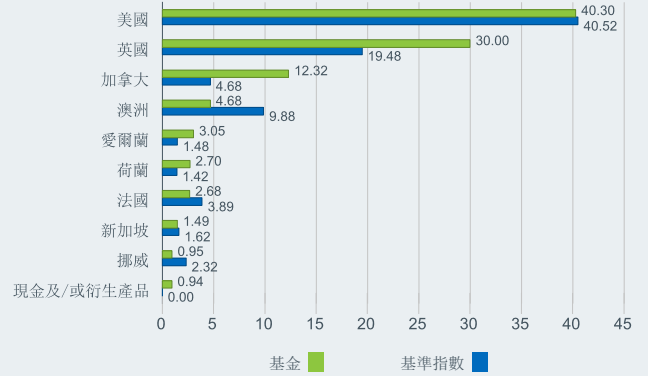
加權平均市值(百萬)	69,011.23 美元
市盈率	15.65x
市賬率	1.57x

費用及收費

最高首次認購費	5.00%
管理費（部分基金/股份類別包括分銷費）	1.50%

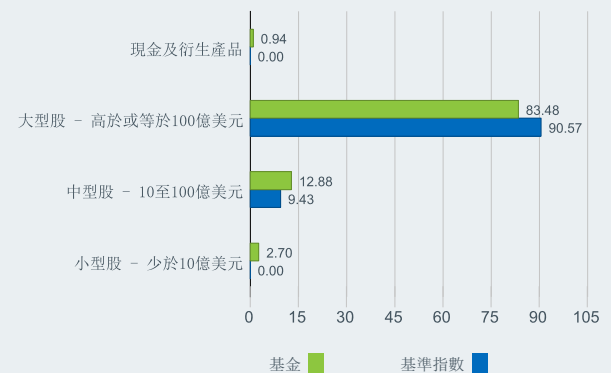
有關費用詳情，請參閱基金章程。

國家投資分佈 (%)



地區投資主要與產品所持證券的發行商註冊地相關，在計算其總和後以產品整體持有的百分比表示。然而，在個別情況下，有關數據可反映證券發行商經營其大部份業務的國家。其他不包括在上圖。

市值投資分佈 (%)



+852 3903 2688

clientservice.asiapac@blackrock.com

www.blackrock.com/hk

基金的投資政策及目標於2017年已被更改。在此之前的業績表現是在不再適用的情況下達致的。於2016年3月31日之前基金由Skye Macpherson, Joshua Freedman及Tom Holl管理。於2015年12月1日之前基金由Desmond Cheung, Joshua Freedman及Tom Holl管理。於2015年4月30日之前基金由Catherine Raw, Tom Holl, Desmond Cheung及Joshua Freedman管理。於2014年1月20日之前基金由Richard Davis, Joshua Freedman及Tom Holl管理。基金名稱於2013年3月21日已由貝萊德世界資源股票入息基金被更改為貝萊德天然資源增長入息基金。基金的投資目標於2013年3月21日已被更改。

除特別註明外，所有資料截至月底。資料來源：貝萊德及晨星表現截至月底為止，以股份類別貨幣按資產淨值比資產淨值基礎計算，將收入再作投資。股份類別表現數據的計算已扣除費用。上述基金表現僅作參考之用，並不構成要約或邀請任何人士投資於任何貝萊德基金，亦非因任何有關要約而擬備。貝萊德全球基金是盧森堡的開放式投資公司，僅可於若干司法管轄區發售。不得於美國境內或向美國人發售貝萊德全球基金。不得於美國發售有關貝萊德全球基金的產品資料。投資涉及風險。過往業績並不代表將來的表現，基金價格及其收益可升可跌，並不能保證。投資價值亦可能受到匯率影響。投資者可能無法取回原本投資金額。投資收益以基金股份類別交易貨幣計算，可能是海外貨幣。如是因此，以美元/港元作出投資的投資者，需承受美元/港元/海外貨幣兌換率的波動風險。個別股票價格並不代表本基金的回報。香港投資者欲知有關詳情，請參考貝萊德全球基金章程，包括風險成份。此資料之發行人：貝萊德資產管理北亞有限公司。此資料及貝萊德網站（www.blackrock.com/hk）並未被香港證券及期貨事務監察委員會所審閱。貝萊德是BlackRock, Inc. 的註冊商標。© 2018 BlackRock, Inc. 版權所有。所有其他交易商標乃為所屬者擁有。

BLACKROCK®
貝萊德

MARCH 2018 FACTSHEET

Performance, Top Holdings, Portfolio Breakdowns and Characteristics, and Net Assets as at 31-Mar-2018. All other data as at 20-Apr-2018.

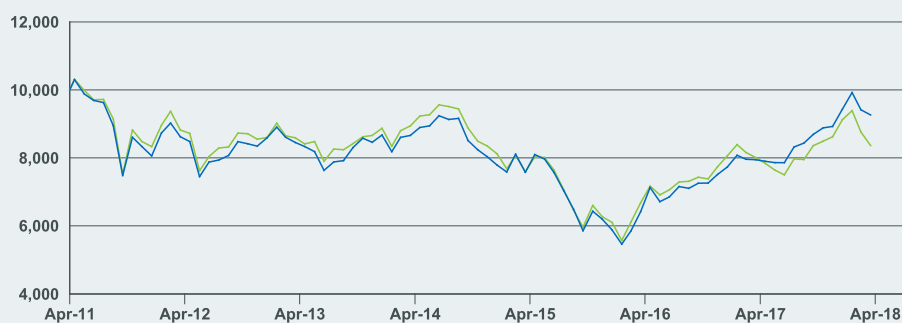
IMPORTANT:

- The Fund's investments in equities could incur significant losses due to higher fluctuation of equity values. The Fund's income-generating investment strategy may reduce the potential for capital growth and future income of the Fund. The Fund's investments are concentrated in the natural resources sector. This may result in greater volatility than more broad-based investments.
- The Fund is subject to currency risk, emerging market risk, foreign investments restrictions risk, small-cap companies' volatility and liquidity risks and securities lending counterparty risk.
- Class 3(G), Class 4(G) and Class 5(G) Shares** pay dividends gross of expenses. Paying dividends gross of expenses may result in more income being available for distribution; however these shares may effectively pay dividends from capital – may amount to a partial return or withdrawal of an investor's original investment or capital gains. All declared dividends result in an immediate reduction in the NAV price of the share class on the ex-dividend date.
- The Fund may use derivatives for hedging and for investment purposes. However, usage for investment purposes will not be extensive. The Fund may suffer losses from its derivatives usage.
- The value of the Fund can be volatile and can go down substantially within a short period of time. It is possible that a certain amount of your investment could be lost.
- Investors should not make investment decisions based on this document alone. Investors should refer to the Prospectus and Key Facts Statement for details including risk factors.

INVESTMENT OBJECTIVE

The Natural Resources Growth & Income Fund seeks to achieve capital growth and an above average income from its equity investments. The Fund invests at least 70% of its total assets in the equity securities of companies whose predominant economic activity is in the natural resources sector, such as, but not limited to, companies engaged in mining, energy and agriculture. The Fund distributes income gross of expenses.

GROWTH OF 10,000 SINCE LAUNCH



BlackRock Natural Resources Growth & Income Fund A2 USD — S&P Global Natural Resources Index —

These figures show as a NAV change of the Fund based on a hypothetical 10,000 investment in the share class.

CUMULATIVE PERFORMANCE


	3 mths	6 mths	YTD	1 Year	2 Years	3 Years	5 Years	Since Launch
Share Class	-8.33%	0.00%	-8.33%	4.37%	25.15%	10.14%	-2.68%	-16.40%
Benchmark	-1.78%	6.54%	-1.78%	16.58%	44.34%	22.26%	9.57%	-7.38%

CALENDAR YEAR PERFORMANCE

	2017	2016	2015	2014	2013
Share Class	13.15%	32.13%	-24.88%	-8.46%	3.14%
Benchmark	21.98%	31.46%	-24.50%	-10.18%	0.96%

Share class performance is calculated on a Net Asset Value (NAV) basis, with income reinvested, net of fees. Performance is calculated in the relevant share class currency, including ongoing charges and taxes and excluding subscription and redemption fees, if applicable. Benchmark performance displayed in denominated currency and for comparative purpose only. Source: BlackRock. **Past performance is not a guide to future performance and should not be the sole factor of consideration when selecting a product.** Investors may not get back the full amount invested.

RATINGS



Morningstar, Inc. All Rights Reserved.

KEY FACTS

Asset Class	Equity Income
Morningstar Category	Sector Equity Natural Resources
Inception Date	15-Apr-2011
Share Class Launch Date	15-Apr-2011
Fund Base Currency	USD
Share Class Currency	USD
Fund Size (mil)	60.18 USD
Benchmark	S&P Global Natural Resources Index
Domicile	Luxembourg
Fund Type	UCITS
ISIN	LU0612318385
Bloomberg Index Ticker	BGWRA2U
Distribution Frequency	Non-Distributing

PORTFOLIO MANAGERS

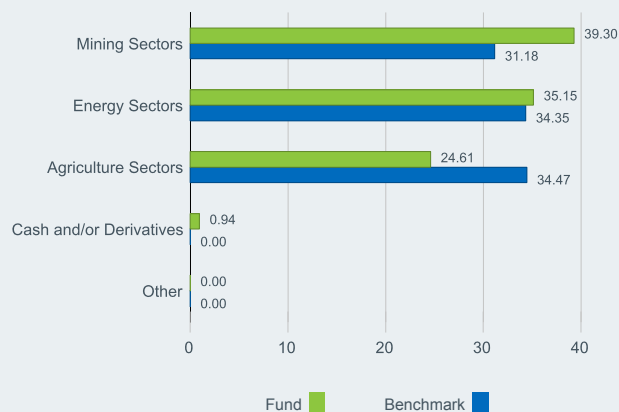
Tom Holl (Since: 15 Apr 2011)
Alastair Bishop (Since: 31 Mar 2016)
Skye Macpherson (Since: 01 Dec 2015)

TOP HOLDINGS (%)

ROYAL DUTCH SHELL PLC	6.33
NUTRIEN LTD	5.83
GLENCORE PLC	5.71
BP PLC	5.21
BHP BILLITON PLC	4.92
RIO TINTO PLC	4.16
VALE SA	3.92
CHEVRON CORP	3.66
TECK RESOURCES LTD	2.76
ARCELORMITTAL	2.70
Total	45.20

Holdings subject to change.

SECTOR BREAKDOWN (%)



Negative weightings may result from specific circumstances (including timing differences between trade and settlement dates of securities purchased by the funds) and/or the use of certain financial instruments, including derivatives, which may be used to gain or reduce market exposure and/or risk management. Allocations are subject to change. Due to rounding, the total may not be equal to 100 %.

PORTFOLIO CHARACTERISTICS

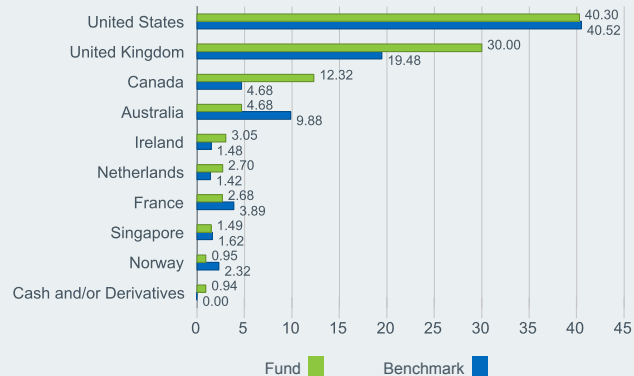
Weighted Average Market Capitalisation (millions)	69,011.23 USD
Price to Earnings Ratio	15.65x
Price to Book Ratio	1.57x

FEES AND CHARGES

Max Initial Charge	5.00%
Management Fee (incl. Distribution Fee, if any)	1.50%

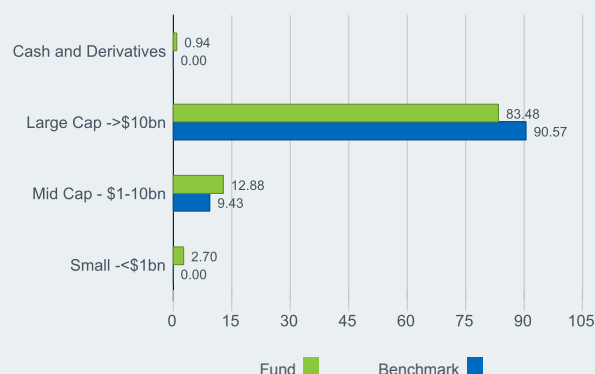
For Fee details, please refer to the Fund Prospectus.

TOP COUNTRIES (%)



Geographic exposure relates principally to the domicile of the issuers of the securities held in the product, added together and then expressed as a percentage of the product's total holdings. However, in some instances it can reflect the country where the issuer of the securities carries out much of their business. "Others" excluded from the chart above.

MARKET CAPITALISATION (%)



+852 3903 2688

clientservice.asiapac@blackrock.com

www.blackrock.com/hk

The Fund changed its investment policy and objective in 2017. Prior to this performance of the Fund was achieved under circumstances that no longer apply. Prior to 31 March 2016 the Fund was managed by Skye Macpherson, Tom Holl and Joshua Freedman. Prior to 1 December 2015 the Fund was managed by Desmond Cheung, Joshua Freedman and Tom Holl. Prior to 30 April 2015 the Fund was managed by Catherine Raw, Tom Holl, Desmond Cheung and Joshua Freedman. Prior to 20 January 2014 the Fund was managed by Richard Davis, Joshua Freedman and Tom Holl. The Fund name was changed from BlackRock World Resources Equity Income Fund to BlackRock Natural Resources Growth & Income Fund on 21 March 2013. The Fund investment objective was changed on 21 March 2013.

Unless otherwise specified, all information as of the month end. Sources: BlackRock and Morningstar. Performance is shown as of the month end in share class currency on a NAV to NAV price basis with income reinvested, net of fees. The above Fund data is for information only and does not constitute an offer or invitation to anyone to invest in any BlackRock Global Funds (BGF) and has not been prepared in connection with any such offer. BGF is an open-ended investment company established in Luxembourg which is available for sale in certain jurisdictions only. BGF is not available for sale in the U.S. or to U.S. persons. Product information concerning BGF should not be published in the U.S. Investment involves risk. Past performance is not necessarily a guide to future performance or returns. The value of investments and the income from them can fluctuate and is not guaranteed. Rates of exchange may cause the value of investments to go up or down. Investors may not get back the amount they invest. Individual stock price/figure does not represent the return of the Fund. The investment returns are denominated in share class dealing currency, which may be a foreign currency. If so, US/HK dollar-based investors are therefore exposed to fluctuations in the US/HK dollar/foreign currency exchange rate. For Hong Kong investors, please refer to the BGF Prospectus for details, including risk factors. Issued by BlackRock Asset Management North Asia Limited. This material and the BlackRock website (www.blackrock.com/hk) have not been reviewed by the Securities and Futures Commission of Hong Kong. BlackRock is a registered trademark of BlackRock, Inc. © 2018 BlackRock, Inc. All Rights Reserved. All other trademarks are those of their respective owners.

BLACKROCK®
貝萊德