

表現, 主要投資, 投資組合分佈及摘要和資產淨值截至 2017年09月30日。所有其他數據截至 2017年10月16日。

**重要提示：**

- 基金投資於股票, 可能因股票價值波動招致重大虧損。基金持有特別集中的投資組合, 如某一項投資價值下跌, 可能較持有較多項投資的基金受更大影響。基金投資於若干新興市場, 可能需承受政治、經濟及市場因素產生的額外風險。基金投資於較小型公司的股份, 可能與較大型公司的股份比較更波動及流動性較低。
- 基金可為對沖市場及貨幣風險以及為實現高效的組合管理而使用衍生工具。然而, 不會大量或主要使用衍生工具進行投資。在不利的情况下, 基金在為進行對沖及高效組合管理而使用衍生工具時可能蒙受巨額損失。
- 基金價格及其收益可升可跌, 且可於短期內反覆, 投資者或有可能損失一定程度的投資金額。
- 投資者不應單憑此銷售文件作投資決定。

## 投資目標

貝萊德世界礦業基金以盡量提高總回報為目標。基金將不少於70%的總資產投資於全球各地主要從事生產基本金屬及工業用礦物(例如鐵礦及煤)的礦業及金屬公司之股本證券。基金亦可持有從事黃金或其他貴金屬或礦業的公司之股本證券。基金不會實際持有黃金或其他金屬。

## 過去十年每一萬本金的增長



## 累計表現

	3個月	6個月	年初至今	1年	2年	3年	5年	自股份成立日
股份類別	14.71%	10.33%	17.13%	17.88%	68.97%	-11.69%	-36.26%	267.42%
基準指數	13.66%	9.17%	18.49%	19.48%	82.54%	0.78%	-25.45%	279.88%

## 年度表現

	2016	2015	2014	2013	2012
股份類別	52.34%	-41.35%	-23.08%	-24.02%	-3.09%
基準指數	66.93%	-41.08%	-16.77%	-25.05%	0.34%

股份類別表現按資產淨值比資產淨值基礎計算, 將收入再作投資, 已扣除費用。表現以相關股份類別的計值貨幣計算, 包括持續徵收的收費及稅項, 但不包括認購和贖回費用(如適用)。基準指數表現以相關計值貨幣計算及僅作比較用途。資料來源: 貝萊德。過往表現並非未來表現的指引, 不應作為選擇一項產品的唯一考慮因素。投資者可能無法取回全數投資金額。

## 基金評級



Morningstar, Inc. 版權所有。

## 基金資料

資產類別	股票
晨星分類	行業股票 - 天然資源
基金成立日期	1997年03月24日
股份類別成立日期	1997年03月24日
基本貨幣	美元
股份類別貨幣	美元
基金總值(百萬)	5,881.29 美元
基準指數	Euromoney環球礦業限制加權總回報指數(淨值)
基金註冊地	盧森堡
基金類別	UCITS
ISIN	LU0075056555
彭博代號	MIGWMFA
派息期	非派息股份

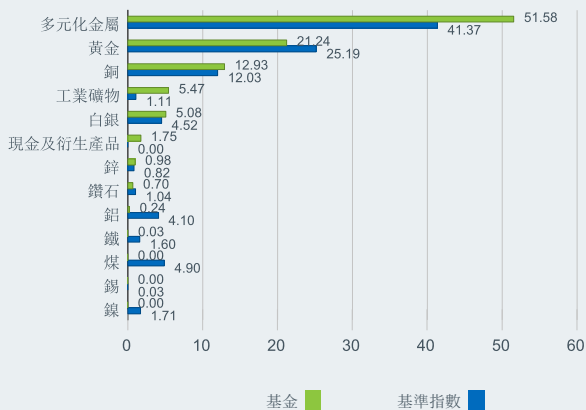
## 基金經理

Evy Hambro (自: 1997年03月24日)  
Olivia Markham (自: 2015年05月01日)

## 主要投資 (%)

GLENCORE PLC	10.32
RIO TINTO PLC	9.76
BHP BILLITON PLC	9.29
VALE SA	8.34
FIRST QUANTUM MINERALS LTD	4.58
NEWMONT MINING CORP	4.48
SOUTH32 LTD	4.41
TECK RESOURCES LTD	4.10
RANDGOLD RESOURCES LTD	3.68
LUNDIN MINING CORPORATION	3.10
合計	62.06
投資或會更改	

## 行業投資分佈 (%)



負比重可能是因特定情況（包括基金購入證券的交易和結算日時差）及 / 或為增加或減少市場風險及 / 或風險管理而利用若干金融工具（包括衍生工具）所致。投資分佈或會更改。由於四捨五入，總額可能不等於100%。

## 投資組合摘要

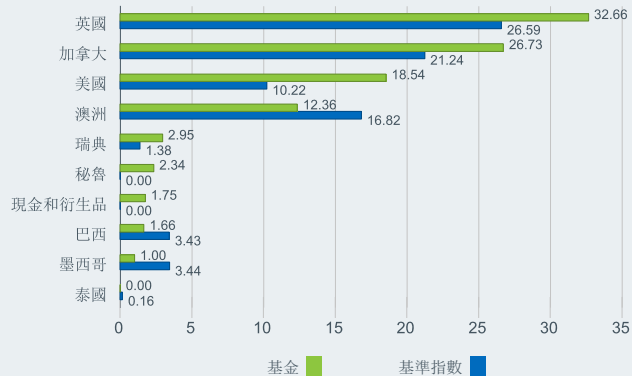
加權平均市值(百萬)	35,299.95 美元
市盈率	19.35x
市賬率	1.50x

## 費用及收費

最高首次認購費	5.00%
管理費（部分基金/股份類別包括分銷費）	1.75%

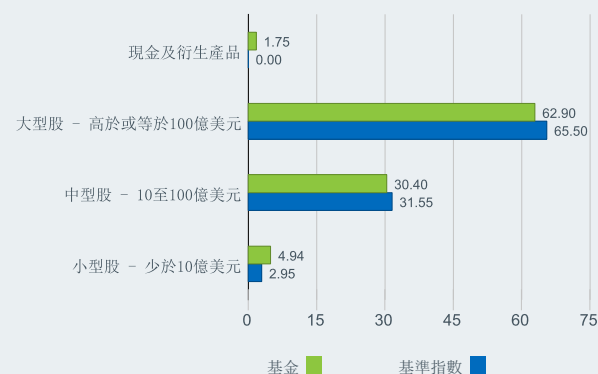
有關費用詳情，請參閱基金章程。

## 國家投資分佈 (%)



地區投資主要與產品所持證券的發行商註冊地相關，在計算其總和後以產品整體持有的百分比表示。然而，在個別情況下，有關數據可反映證券發行商經營其大部份業務的國家。其他不包括在上圖。

## 市值投資分佈 (%)



+852 3903 2688

clientservice.asiapac@blackrock.com

www.blackrock.com/hk

於2015年9月30日，基金的表现基準從Euromoney世界礦業指數改為Euromoney環球礦業限制加權總回報指數（淨值）。變更的理由是新基準可反映此基金的投資組合管理所採用的UCITS集中程度限額，因此對基金而言提供更準確、適合和公正的比較。新基準已應用於基金從最初成立至今的表现記錄。有關變更並不影響基金現行的管理方式。

於2015年5月1日之前基金由Evy Hambro及Catherine Raw管理。於2014年2月14日，基準指數已重新命名為Euromoney環球礦業指數。

資料來源：貝萊德 及 Morningstar。表現截至月底為止，以股份類別貨幣按資產淨值比資產淨值基礎計算，將收入再作投資。股份類別表現數據的計算已扣除費用。上述基金表現僅作參考之用，並不構成要約或邀請任何人士投資於任何貝萊德基金，亦非因任何有關要約而擬備。貝萊德全球基金是盧森堡的開放式投資公司，僅可於若干司法管轄區發售。不得於美國境內或向美國人發售貝萊德全球基金。不得於美國發佈有關貝萊德全球基金的产品資料。投資涉及風險。過往業績並不代表將來的表現，基金價格及其收益可升可跌，並不能保證。投資價值亦可能受到匯率影響。投資者可能無法取回原本投資金額。投資收益以基金股份類別交易貨幣計算，可能是海外貨幣。如是因此，以美元/港元作出投資的投資者，需承受美元/港元/海外貨幣兌換率的波動的風險。個別股票價格並不代表本基金的回報。香港投資者欲知有關詳情，請參考貝萊德全球基金章程，包括風險成份。此資料之發行人：貝萊德資產管理北亞有限公司。此資料及貝萊德網站（www.blackrock.com/hk）並未被香港證券及期貨事務監察委員會所審閱。貝萊德是BlackRock, Inc.的註冊商標。© 2017 BlackRock, Inc. 版權所有。所有其他交易商標乃為所屬者擁有。

**BLACKROCK®**  
**貝萊德**

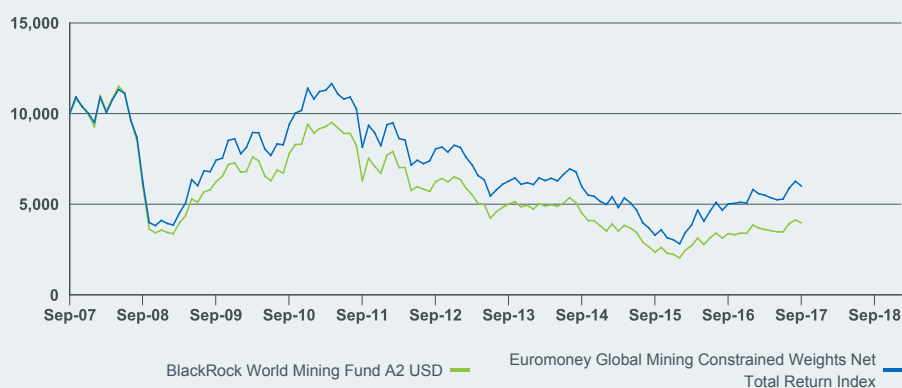
Performance, Top Holdings, Portfolio Breakdowns and Characteristics, and Net Assets as at 30-Sep-2017. All other data as at 11-Oct-2017.

**IMPORTANT:**

- The Fund's investments in equities could incur significant losses due to fluctuation of equity values. The Fund has a particularly concentrated portfolio and if a particular investment declines in value it may have a more pronounced effect than if the Fund held a larger number of investments. The Fund invests in certain emerging markets that may be subject to additional risks arising from political, economic and market factors. The Fund invests in small-cap company shares which can be more volatile and less liquid than those of larger companies.
- The Fund may use derivatives to hedge market and currency risk and for efficient portfolio management. However, derivatives will not be extensively or primarily used for investment purposes. In an adverse situation, the Fund may suffer significant losses from their derivatives usage for hedging and efficient portfolio management.
- The value of a Fund can be volatile and could go down substantially within a short period of time. It is possible that the certain amount of your investment could be lost.
- Investors should not only base on this marketing material alone to make investment decision.

**INVESTMENT OBJECTIVE**

BlackRock World Mining Fund seeks to maximise total return. The Fund invests globally at least 70% of its total assets in the equity securities of mining and metals companies whose predominant economic activity is the production of base metals and industrial minerals such as iron ore and coal. The Fund may also hold the equity securities of companies whose predominant economic activity is in gold or other precious metal or mineral mining. The Fund does not hold physical gold or metal.

**GROWTH OF 10,000 FOR PAST 10 YEARS****CUMULATIVE PERFORMANCE**

	3 mths	6 mths	YTD	1 Year	2 Years	3 Years	5 Years	Since Launch
Share Class	14.71%	10.33%	17.13%	17.88%	68.97%	-11.69%	-36.26%	267.42%
Benchmark	13.66%	9.17%	18.49%	19.48%	82.54%	0.78%	-25.45%	279.88%

**CALENDAR YEAR PERFORMANCE**

	2016	2015	2014	2013	2012
Share Class	52.34%	-41.35%	-23.08%	-24.02%	-3.09%
Benchmark	66.93%	-41.08%	-16.77%	-25.05%	0.34%

Share class performance is calculated on a Net Asset Value (NAV) basis, with income reinvested, net of fees. Performance is calculated in the relevant share class currency, including ongoing charges and taxes and excluding subscription and redemption fees, if applicable. Benchmark performance displayed in denominated currency and for comparative purpose only. Source: BlackRock. **Past performance is not a guide to future performance and should not be the sole factor of consideration when selecting a product.** Investors may not get back the full amount invested.

**RATINGS**

Morningstar, Inc. All Rights Reserved.

**KEY FACTS**

<b>Asset Class</b>	Equity
<b>Morningstar Category</b>	Sector Equity Natural Resources
<b>Inception Date</b>	24-Mar-1997
<b>Share Class Launch Date</b>	24-Mar-1997
<b>Fund Base Currency</b>	USD
<b>Share Class Currency</b>	USD
<b>Fund Size (mil)</b>	5,881.29 USD
<b>Benchmark</b>	Euromoney Global Mining Return Index
<b>Domicile</b>	Luxembourg
<b>Fund Type</b>	UCITS
<b>ISIN</b>	LU0075056555
<b>Bloomberg Index Ticker</b>	MIGWMA
<b>Distribution Frequency</b>	Non-Distributing

**PORTFOLIO MANAGERS**

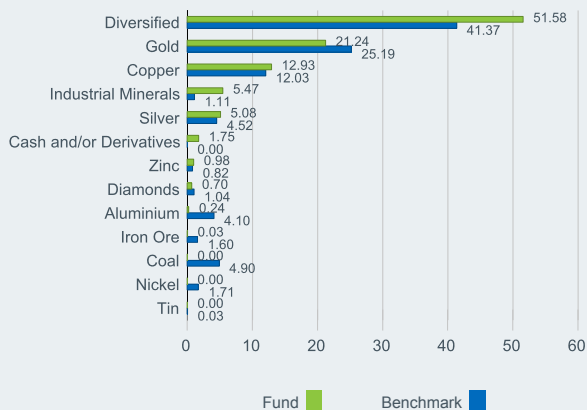
Evy Hambro (Since: 24 Mar 1997)  
Olivia Markham (Since: 01 May 2015)

**TOP HOLDINGS (%)**

GLENCORE PLC	10.32
RIO TINTO PLC	9.76
BHP BILLITON PLC	9.29
VALE SA	8.34
FIRST QUANTUM MINERALS LTD	4.58
NEWMONT MINING CORP	4.48
SOUTH32 LTD	4.41
TECK RESOURCES LTD	4.10
RANDGOLD RESOURCES LTD	3.68
LUNDIN MINING CORPORATION	3.10
<b>Total</b>	<b>62.06</b>

Holdings subject to change.

## SECTOR BREAKDOWN (%)



Negative weightings may result from specific circumstances (including timing differences between trade and settlement dates of securities purchased by the funds) and/or the use of certain financial instruments, including derivatives, which may be used to gain or reduce market exposure and/or risk management. Allocations are subject to change. Due to rounding, the total may not be equal to 100 %.

## PORTFOLIO CHARACTERISTICS

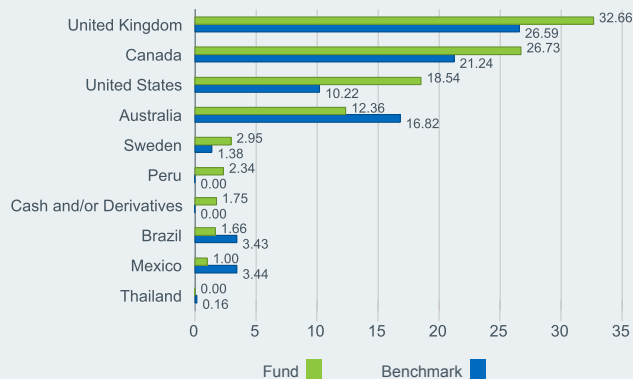
Weighted Average Market Capitalisation (millions)	35,299.95 USD
Price to Earnings Ratio	19.35x
Price to Book Ratio	1.50x

## FEES AND CHARGES

Max Initial Charge	5.00%
Management Fee (incl. Distribution Fee, if any)	1.75%

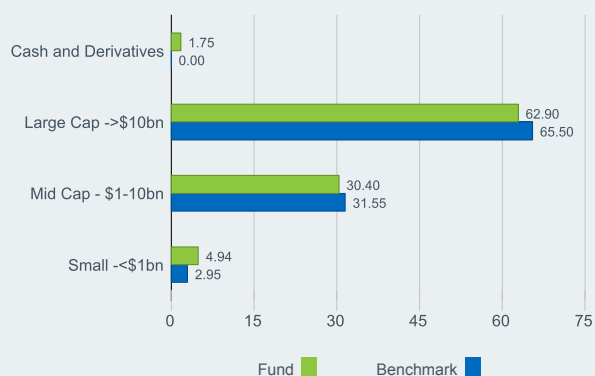
For Fee details, please refer to the Fund Prospectus.

## TOP COUNTRIES (%)



Geographic exposure relates principally to the domicile of the issuers of the securities held in the product, added together and then expressed as a percentage of the product's total holdings. However, in some instances it can reflect the country where the issuer of the securities carries out much of their business. "Others" excluded from the chart above.

## MARKET CAPITALISATION (%)



+852 3903 2688

clientservice.asiapac@blackrock.com

www.blackrock.com/hk

On 30 September 2015, the performance benchmark of the World Mining Fund changed from Euromoney Global Mining Index to Euromoney Global Mining Constrained Weights Net Total Return Index. The rationale for the change is that the new benchmark reflects the UCITS concentration limits to which the Fund's portfolio is managed and is therefore a more accurate, appropriate and fair comparison for the Fund. The new benchmark has been applied to the performance history of the Fund back to inception. The change does not affect how the Fund is currently managed.

Prior to 1 May 2015 the Fund was managed by Evy Hambro and Catherine Raw. Effective 14 February 2014, the Benchmark is renamed to Euromoney Global Mining Index.

Sources: BlackRock and Morningstar. Performance is shown as of the month end in share class currency on a NAV to NAV price basis with income reinvested, net of fees. The above Fund data is for information only and does not constitute an offer or invitation to anyone to invest in any BlackRock Global Funds (BGF) and has not been prepared in connection with any such offer. BGF is an open-ended investment company established in Luxembourg which is available for sale in certain jurisdictions only. BGF is not available for sale in the U.S. or to U.S. persons. Product information concerning BGF should not be published in the U.S. Investment involves risk. Past performance is not necessarily a guide to future performance or returns. The value of investments and the income from them can fluctuate and is not guaranteed. Rates of exchange may cause the value of investments to go up or down. Investors may not get back the amount they invest. Individual stock price/figure does not represent the return of the Fund. The investment returns are denominated in share class dealing currency, which may be a foreign currency. If so, US/HK dollar-based investors are therefore exposed to fluctuations in the US/HK dollar/foreign currency exchange rate. For Hong Kong investors, please refer to the BGF Prospectus for details, including risk factors. Issued by BlackRock Asset Management North Asia Limited. This material and the BlackRock website (www.blackrock.com/hk) have not been reviewed by the Securities and Futures Commission of Hong Kong. BlackRock is a registered trademark of BlackRock, Inc. © 2017 BlackRock, Inc. All Rights Reserved. All other trademarks are those of their respective owners.

**BLACKROCK®**  
**貝萊德**