

表現, 主要投資, 投資組合分佈及摘要和資產淨值截至 2017年10月31日。所有其他數據截至 2017年11月09日。

重要提示：

- 基金投資於股票，可能因股票價值波動招致重大虧損。基金持有特別集中的投資組合，如某一項投資價值下跌，可能較持有較多項投資的基金受更大影響。基金投資於若干新興市場，可能需承受政治、經濟及市場因素產生的額外風險。基金投資於較小型公司的股份，可能與較大型公司的股份比較更波動及流動性較低。
- 基金可為對沖市場及貨幣風險以及為實現高效的組合管理而使用衍生工具。然而，不會大量或主要使用衍生工具進行投資。在不利的情况下，基金在為進行對沖及高效組合管理而使用衍生工具時可能蒙受巨額損失。
- 基金價格及其收益可升可跌，且可於短期內反覆，投資者或有可能損失一定程度的投資金額。
- 投資者不應單憑此銷售文件作投資決定。

投資目標

貝萊德新能源基金以盡量提高總回報為目標。基金將不少於70%的總資產投資於全球各地的新能源公司的股本證券。新能源公司指從事另類能源及能源科技的公司，包括再生能源科技；再生能源發展商；另類燃料；能源效益；輔助能源及基礎建設。

過去十年每一萬本金的增長



有關數據顯示對本基金的股份類別進行10,000元假設投資的資產淨值變動。

累計表現


	3個月	6個月	年初至今	1年	2年	3年	5年	自股份成立日
股份類別	4.33%	11.46%	25.55%	23.30%	28.92%	21.59%	56.59%	-15.08%

年度表現

	2016	2015	2014	2013	2012
股份類別	1.32%	-2.82%	-3.11%	26.61%	3.76%

股份類別表現按資產淨值比資產淨值基礎計算，將收入再作投資，已扣除費用。表現以相關股份類別的計值貨幣計算，包括持續徵收的收費及稅項，但不包括認購和贖回費用（如適用）。基準指數表現以相關計值貨幣計算及僅作比較用途。資料來源：貝萊德。過往表現並非未來表現的指引，不應作為選擇一項產品的唯一考慮因素。投資者可能無法取回全數投資金額。

基金評級



Morningstar, Inc. 版權所有。

基金資料

資產類別	股票
晨星分類	行業股票 - 替代能源
基金成立日期	2001年04月06日
股份類別成立日期	2001年04月06日
基本貨幣	美元
股份類別貨幣	美元
基金總值(百萬)	1,223.63 美元
基準指數	-
基金註冊地	盧森堡
基金類別	UCITS
ISIN	LU0124384867
彭博代號	MERNEWA
派息期	非派息股份

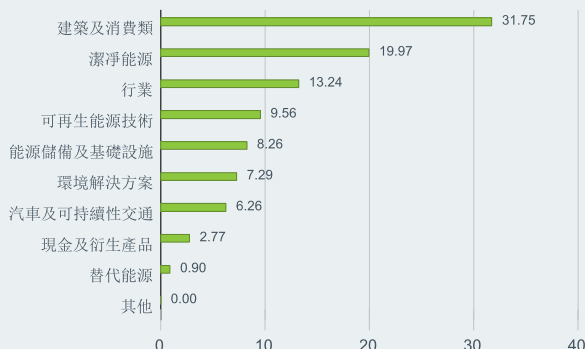
基金經理

Alastair Bishop (自: 2015年11月02日)

主要投資 (%)

NEXTERA ENERGY INC	6.89
SCHNEIDER ELECTRIC SE	5.35
ENEL SPA	4.96
VESTAS WIND SYSTEMS A/S	4.82
EDP RENOVAVEIS SA	4.72
ABB LTD	4.37
UMICORE SA	4.32
KINGSPAN GROUP PLC	4.12
NATIONAL GRID PLC	3.94
JOHNSON CONTROLS INTERNATIONAL PLC	3.71
合計	47.20
投資或會更改	

行業投資分佈 (%)



負比重可能是因特定情況（包括基金購入證券的交易和結算日時差）及 / 或為增加或減少市場風險及 / 或風險管理而利用若干金融工具（包括衍生工具）所致。投資分佈或會更改。由於四捨五入，總額可能不等於100%。

投資組合摘要

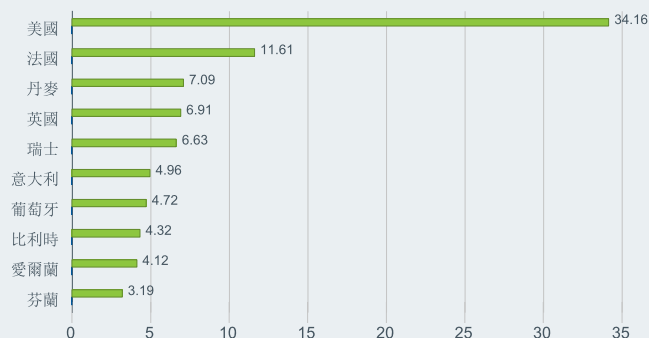
加權平均市值(百萬)	27,518.49 美元
市盈率	19.58x
市賬率	2.24x

費用及收費

最高首次認購費	5.00%
管理費（部分基金/股份類別包括分銷費）	1.75%

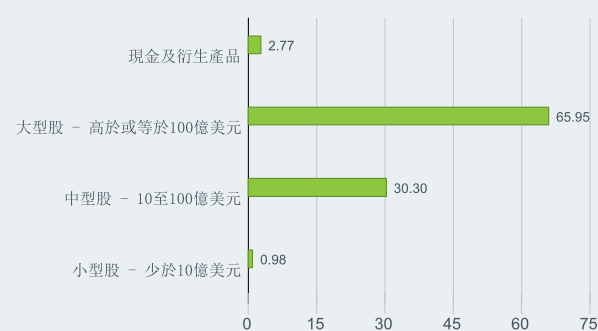
有關費用詳情，請參閱基金章程。

國家投資分佈 (%)



地區投資主要與產品所持證券的發行商註冊地相關，在計算其總和後以產品整體持倉的百分比表示。然而，在個別情況下，有關數據可反映證券發行商經營其大部份業務的國家。其他不包括在上圖。

市值投資分佈 (%)



+852 3903 2688

clientservice.asiapac@blackrock.com

www.blackrock.com/hk

資料來源：貝萊德及Morningstar。表現截至月底為止，以股份類別貨幣按資產淨值比資產淨值基礎計算，將收入再作投資。股份類別表現數據的計算已扣除費用。上述基金表現僅作參考之用，並不構成要約或邀請任何人士投資於任何貝萊德基金，亦非因任何有關要約而擬備。貝萊德全球基金是盧森堡的開放式投資公司，僅可於若干司法管轄區發售。不得於美國境內或向美國人發售貝萊德全球基金。不得於美國發佈有關貝萊德全球基金之產品資料。投資涉及風險。過往業績並不代表將來的表現，基金價格及其收益可升可跌，並不能保證。投資價值亦可能受到匯率影響。投資者可能無法取回原本投資金額。投資收益以基金股份類別交易貨幣計算，可能是海外貨幣。如是因此，以美元/港元作出投資的投資者，需承受美元/港元/海外貨幣兌換率的波動風險。個別股票價格並不代表本基金的回報。香港投資者欲知有關詳情，請參考貝萊德全球基金章程，包括風險成份。此資料之發行人：貝萊德資產管理北亞有限公司。此資料及貝萊德網站（www.blackrock.com/hk）並未被香港證券及期貨事務監察委員會所審閱。貝萊德是BlackRock, Inc.的註冊商標。© 2017 BlackRock, Inc. 版權所有。所有其他交易商標乃為所屬者擁有。

BLACKROCK®
貝萊德

Performance, Top Holdings, Portfolio Breakdowns and Characteristics, and Net Assets as at 31-Oct-2017. All other data as at 09-Nov-2017.

IMPORTANT:

- The Fund's investments in equities could incur significant losses due to fluctuation of equity values. The Fund has a particularly concentrated portfolio and if a particular investment declines in value it may have a more pronounced effect than if the Fund held a larger number of investments. The Fund invests in certain emerging markets that may be subject to additional risks arising from political, economic and market factors. The Fund invests in small-cap company shares which can be more volatile and less liquid than those of larger companies.
- The Fund may use derivatives to hedge market and currency risk and for efficient portfolio management. However, derivatives will not be extensively or primarily used for investment purposes. In an adverse situation, the Fund may suffer significant losses from their derivatives usage for hedging and efficient portfolio management.
- The value of a Fund can be volatile and could go down substantially within a short period of time. It is possible that the certain amount of your investment could be lost.
- Investors should not only base on this marketing material alone to make investment decision.

INVESTMENT OBJECTIVE

BlackRock New Energy Fund seeks to maximise total return. The Fund invests globally at least 70% of its total assets in the equity securities of new energy companies. New energy companies are those which are engaged in alternative energy and energy technologies including: renewable energy technology; renewable energy developers; alternative fuels; energy efficiency; enabling energy and infrastructure.

GROWTH OF 10,000 FOR PAST 10 YEARS

These figures show as a NAV change of the Fund based on a hypothetical \$10,000 investment in the share class.


CUMULATIVE PERFORMANCE

	3 mths	6 mths	YTD	1 Year	2 Years	3 Years	5 Years	Since Launch
Share Class	4.33%	11.46%	25.55%	23.30%	28.92%	21.59%	56.59%	-15.08%

CALENDAR YEAR PERFORMANCE

	2016	2015	2014	2013	2012
Share Class	1.32%	-2.82%	-3.11%	26.61%	3.76%

Share class performance is calculated on a Net Asset Value (NAV) basis, with income reinvested, net of fees. Performance is calculated in the relevant share class currency, including ongoing charges and taxes and excluding subscription and redemption fees, if applicable. Benchmark performance displayed in denominated currency and for comparative purpose only. Source: BlackRock. **Past performance is not a guide to future performance and should not be the sole factor of consideration when selecting a product.** Investors may not get back the full amount invested.

RATINGS

Morningstar, Inc. All Rights Reserved.

KEY FACTS

Asset Class	Equity
Morningstar Category	Sector Equity Alternative Energy
Inception Date	06-Apr-2001
Share Class Launch Date	06-Apr-2001
Fund Base Currency	USD
Share Class Currency	USD
Fund Size (mil)	1,223.63 USD
Benchmark	-
Domicile	Luxembourg
Fund Type	UCITS
ISIN	LU0124384867
Bloomberg Index Ticker	MERNEWA
Distribution Frequency	Non-Distributing

PORTFOLIO MANAGERS

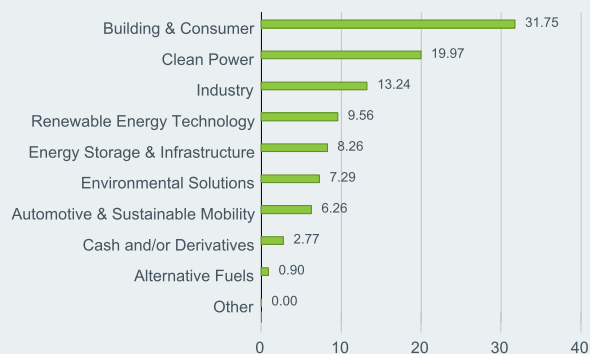
Alastair Bishop (Since: 02 Nov 2015)

TOP HOLDINGS (%)

NEXTERA ENERGY INC	6.89
SCHNEIDER ELECTRIC SE	5.35
ENEL SPA	4.96
VESTAS WIND SYSTEMS A/S	4.82
EDP RENOVAVEIS SA	4.72
ABB LTD	4.37
UMICORE SA	4.32
KINGSPAN GROUP PLC	4.12
NATIONAL GRID PLC	3.94
JOHNSON CONTROLS INTERNATIONAL PLC	3.71
Total	47.20

Holdings subject to change.

SECTOR BREAKDOWN (%)



Negative weightings may result from specific circumstances (including timing differences between trade and settlement dates of securities purchased by the funds) and/or the use of certain financial instruments, including derivatives, which may be used to gain or reduce market exposure and/or risk management. Allocations are subject to change. Due to rounding, the total may not be equal to 100 %.

PORTFOLIO CHARACTERISTICS

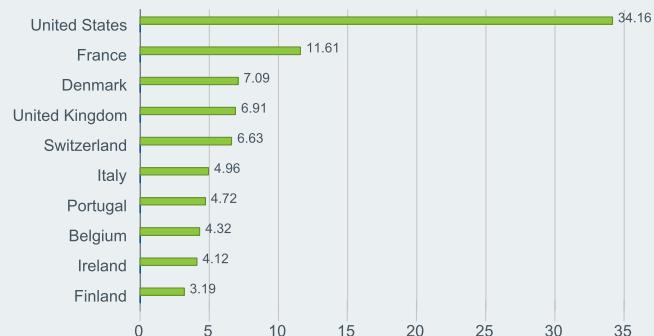
Weighted Average Market Capitalisation (millions)	27,518.49 USD
Price to Earnings Ratio	19.58x
Price to Book Ratio	2.24x

FEES AND CHARGES

Max Initial Charge	5.00%
Management Fee (incl. Distribution Fee, if any)	1.75%

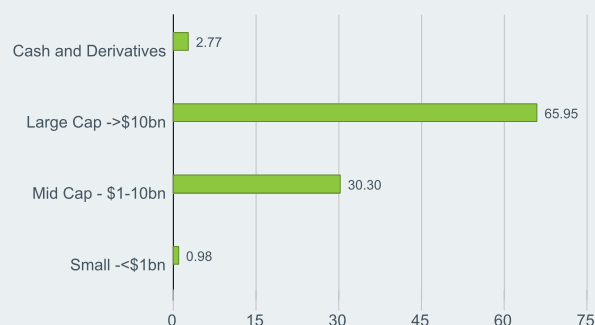
For Fee details, please refer to the Fund Prospectus.

TOP COUNTRIES (%)



Geographic exposure relates principally to the domicile of the issuers of the securities held in the product, added together and then expressed as a percentage of the product's total holdings. However, in some instances it can reflect the country where the issuer of the securities carries out much of their business. "Others" excluded from the chart above.

MARKET CAPITALISATION (%)



+852 3903 2688

clientservice.asiapac@blackrock.com

www.blackrock.com/hk

Sources: BlackRock and Morningstar. Performance is shown as of the month end in share class currency on a NAV to NAV price basis with income reinvested, net of fees. The above Fund data is for information only and does not constitute an offer or invitation to anyone to invest in any BlackRock Global Funds (BGF) and has not been prepared in connection with any such offer. BGF is an open-ended investment company established in Luxembourg which is available for sale in certain jurisdictions only. BGF is not available for sale in the U.S. or to U.S. persons. Product information concerning BGF should not be published in the U.S. Investment involves risk. Past performance is not necessarily a guide to future performance or returns. The value of investments and the income from them can fluctuate and is not guaranteed. Rates of exchange may cause the value of investments to go up or down. Investors may not get back the amount they invest. Individual stock price/figure does not represent the return of the Fund. The investment returns are denominated in share class dealing currency, which may be a foreign currency. If so, US/HK dollar-based investors are therefore exposed to fluctuations in the US/HK dollar/foreign currency exchange rate. For Hong Kong investors, please refer to the BGF Prospectus for details, including risk factors. Issued by BlackRock Asset Management North Asia Limited. This material and the BlackRock website (www.blackrock.com/hk) have not been reviewed by the Securities and Futures Commission of Hong Kong. BlackRock is a registered trademark of BlackRock, Inc. © 2017 BlackRock, Inc. All Rights Reserved. All other trademarks are those of their respective owners.

BLACKROCK®
貝萊德